




























List of Select Health Behaviors and Behavioral Outcome Indicators

 Denotes a **performance indicator** used to measure progress toward the behavioral outcome

 Denotes that **a direct indicator is not available**. A proxy, linked to the behavior by one or more assumptions, is used to measure progress

SELECT HEALTH BEHAVIORS		BEHAVIORAL OUTCOME INDICATORS
CHILD HEALTH AND IMMUNIZATION		
Care for Pneumonia	Caregivers appropriately manage care for signs and symptoms of ARI in children	 Percentage of children born in the five years preceding the survey with acute respiratory infection taken to a health facility
Treatment for Diarrhea	Caregivers provide appropriate treatment for diarrhea at onset of symptoms in children	 Percentage of children born in the five years preceding the survey with diarrhea in the two weeks preceding the survey who received oral rehydration solution (ORS), that is either fluid from an ORS packet or a pre-packaged ORS fluid
Full Course of Immunizations	Caregivers complete a full course of timely vaccinations for infants and children under 2 years	 Percentage of children 12-23 months who had received all 8 basic vaccinations
MALARIA		
Insecticide-Treated Net Use	Pregnant women and children sleep under an insecticide-treated net (ITN)	 Percentage of pregnant women who slept under an insecticide treated net (ITN) the night before the survey
		 Percentage of children under age five who slept under an insecticide treated net (ITN) the night before the survey
Intermittent Preventive Treatment of Malaria in Pregnancy	Pregnant women take intermittent preventive treatment of malaria (IPTp) during antenatal care (ANC) visits	 Percentage of women age 15-49 with a live birth in the two years preceding the survey who during the pregnancy took 3 or more doses of SP/Fansidar, with at least one dose during an antenatal care visit
		 Percentage of women age 15-49 with a live birth in the two years preceding the survey who during the pregnancy took 2 or more doses of SP/Fansidar, with at least one dose during an antenatal care visit
Care for Malaria	Caregivers appropriately manage care for signs and symptoms of malaria for children	 Among children under age five with fever in the two weeks preceding the survey, percentage for whom advice or treatment was sought from a health facility or provider
MATERNAL HEALTH		
Antenatal Care	Pregnant women complete a full course of quality antenatal care (ANC)	 Percentage of women who had a live birth in the three years preceding the survey who had 4+ antenatal care visits
Delivery in Health Facility	Pregnant women deliver in a health facility with an equipped, qualified provider	 Percentage of live births in the three years preceding the survey delivered at a health facility
NEWBORN HEALTH		
Essential Newborn Care	Caregivers provide essential newborn care immediately after birth	 Among last-born children born in the 2 years preceding the survey, percentage who started breastfeeding within 1 hour of delivery
		 Percentage of live births in the three years preceding the survey delivered at a health facility. The proxy indicator is based on the assumption that newborns are more likely to receive the elements of essential newborn care if they are born in a health facility

Care for Newborn Illness	Caregivers seek prompt and appropriate care for signs and symptoms of newborn illness	 Percentage of last births in the two years preceding the survey who had their first postnatal checkup within the first two days after birth. The proxy indicator is based on the assumption that caregivers who attend a postnatal checkup within the first two days are more likely to know the danger signs of newborn illness and take action, and are also accessing care during a child's most vulnerable days.
NUTRITION		
Early Initiation of Breastfeeding	Mothers initiate breastfeeding within one hour after delivery	 Among last-born children born in the two years preceding the survey the percentage who started breastfeeding within 1 hour of birth
Exclusive Breastfeeding	Mothers breastfeed exclusively for six months after birth	 Percentage of youngest children under two years of age living with the mother who are exclusively breastfed from age 0-5 months
Complementary Feeding	Caregivers feed adequate amounts of diverse, nutritious, age-appropriate foods to children from 6 to 23 months (inclusive), while continuing to breastfeed	 Percentage of breastfed children age 6-23 months fed four or more food groups and the minimum meal frequency
REPRODUCTIVE HEALTH		
Adolescent First Birth	Sexually active adolescents use a modern contraceptive method to delay first birth until after age 18	 Percentage of sexually active unmarried women age 15-19 currently using any modern method of contraception
Birth Spacing	After a live birth, women or their partners use a modern contraceptive method to avoid pregnancy for at least 24 months	 Percentage of currently married or in union women using family planning for spacing
WASH		
Handwashing with Soap	Family members wash hands with soap under running water at 4 critical times [after defecation, after changing diapers, before food preparation and before eating]	 Among households where place for handwashing was observed, percentage of households with soap and water. Soap includes soap or detergent in bar, liquid, powder, or paste form
Safe Disposal of Human Feces	Family members safely dispose of human feces	 Percentage of households with improved, non-shared toilet facilities
Safe Drinking Water	Family members drink safe water	 Percentage of households whose main source of drinking water is an improved source
HIV		
Condom Use	Women and men use a condom during high risk sex	 Percentage of women who say they used a condom the last time they had sex with a non-marital, non-cohabiting partner, of those who have had sex with such a partner in the last 12 months.
		 Percentage of men who say they used a condom the last time they had sex with a non-marital, non-cohabiting partner, of those who have had sex with such a partner in the last 12 months.
Male Condom Use during Paid Sex	Men use a condom during paid sexual intercourse	 Percentage of men reporting condom use the last time they had paid sex, of those who report having had paid for sex in the 12 months preceding the survey.
Testing	Women and men test for HIV and obtain test results	 Percentage of women who have ever had an HIV test and received their results
		 Percentage of men who have ever had an HIV test and received their results

Source: The DHS Program Indicator Data API, The Demographic and Health Surveys (DHS) Program